

**TO:** All Dealer Principals, Service Managers and Parts Managers

**Subject:** Vactor/Guzzler Manuals Update

**Number:** TT 0096 **DATE:** 09/25/2017

### NOTICE



Follow recommended safety practices while performing all work. Refer to the Vactor/Guzzler Safety Manual for additional information.

This manual is available at: [www.vactor.com](http://www.vactor.com)

#### INTENT:

Unit manuals are available three different ways as shown in the chart. Manuals are also getting a new look with new binding and packaging for a more durable and easier handling package. The customer's service parts pages and supporting files are on the USB drive. The dealer parts pages are available on the EPC.

**PARTS AVAILABILITY:** NA

#### UNITS TO SERVICE:

NA

#### WARRANTY COVERAGE:

NA

#### SPECIAL TOOLS:

NA

#### PARTS REQUIRED:

See table



**PROCEDURE CONTINUED:**

**500655B-30** - The standard new unit manual shown here contains printed operations, options and initial part of maintenance. Complete manual, parts pages and all applicable files and video are included on the customer's USB drive. The dealer parts pages are available on the EPC.



500655B-30

Manual Contents by Version			
Manual	500655-30	500655A-30	500655B-30
Full printed	X		
Digital only		X	
Standard unit manual			X
<b>Contents</b>			
Printed operations, options & basic maintenance	X		X
Full printed maintenance & trouble shooting	X		
Printed parts pages	X		
Vactor/Guzzler Safety manual (500646-30)	X	X	X
WJTA Waterblast Safety manual (500647-30)	as required	as required	as required
WJTA Vacuum Truck Safety manual (500657-30)	as required	as required	as required
Parts pages & all normal files on USB Stick	X	X	X
<b>Spanish (For Reference)</b>			
Vactor/Guzzler Safety manual (500646S-30)	as required	as required	as required
WJTA Waterblast Safety manual (500647S-30)	as required	as required	as required
WJTA Vacuum Truck Safety manual (500657S-30)	as required	as required	as required

PROCEDURE CONTINUED:

## Available manuals

Part No.	Manual	Notes
500655-30	Replacement Manual - full printed	Complete printed manual.
500655A-30	Replacement Manual on USB drive	Complete manual on USB drive.
<b>500655B-30</b>	<b>Standard Unit or Replacement Manual</b>	Standard production unit manual. Printed sections include the operation, options and basic maintenance.
<b>Note:</b> All orders require the unit serial number. See next page for content details. An extra USB drive is supplied for dealers with new units. Spanish is available for 2100 Series and Guzzler ACE/CL units.		
<b>The following are also available:</b>		
500646-30	Vactor/Guzzler Safety	Print (for a nominal charge) or free download, and on all USB drives. Included with all training manuals.
500647-30	WJTA Waterblast Safety (Orange cover)	Print only. Included with all units that have high pressure water systems. 500647S-30 for Spanish.
500650-30	Guzzler off-loading options	Covers ACE, Classic and NX options
500657-30	WJTA Vacuum Truck Safety (Blue cover)	Print only. Included with vacuum units. 500657S-30 for Spanish.
88385# -30	Chassis Manuals	88385# series, see system for all

Additional manuals and supporting materials are available on the unit's USB drive.





# Vector/Guzzler Manual

This manual contains safety and operation only. The attached USB drive contains maintenance, troubleshooting and parts pages for your unit. The USB drive is unique to the serial number noted on it.

Recommended Practices for the Use of Industrial Vacuum Equipment

Recommended Practices for the Use of Manually Operated High Pressure Waterjetting Equipment

Units with High Pressure Handgun Options

FEDERAL SIGNAL Environmental Solutions  
 Environmental Services  
 10000 W. 10th Avenue, Suite 100, Golden, CO 80601-1000  
 Phone: 303-440-1100 Fax: 303-440-1101  
 www.fedsig.com

**Total Dealer Satisfaction Survey Report**

UNIT REPAIR

Unit #	09-03V-11678	Vector Invoice No.	011080
Unit Customer Delivery Date			
TOTAL CUSTOMER SATISFACTION: A total score of 100 points is the total number of the product to you, our valued customer. Please fill in based on our table performance on the following issues:			

Fit and Finish	F	F	OK	Comments
Paint				
Assembly quality				
Quality				
Labels				
Control panel				
Control lights				
Control buttons				
Controls				
Transfer case				
Auxiliary engine				
Blower				
Adjustments				
Structural				
Other				
Product Description				
Blower				
Blower				
Blower				

Manual at serial number 011080

**503081 Blower Manual**  
 Revision

1. Added roller pump check valves, hose reel cross valve (add) and setting new door locks to troubleshooting.
2. Updated maintenance pages in maintenance, (AC 7-10-2015)
3. Added safetyC™ entry page in troubleshooting, updated new reel control panel for C-clip. Added entrance page. Updated safetyC™ roller pump, updated roller pump, updated roller pump, updated roller pump, updated roller pump.
4. Updated assembly page, (AC 11-21-2017)
5. Added page in maintenance, updated page on roller pump price section. Updated on all pages, control page and repairer notes. (AC 2-10-2018)
6. Updated service check list, updated Air-Cool and 1000 handgun pages. Added cable harness section, include service and pressure warning page. (AC 6-30-2018)
7. Updated Customer repair request procedure, updated each sensor installation, hose reel bearing maintenance, update roller pump, parts option and add new blower troubleshooting section. (AC 11-10-2018)

Vector supplied International, Sterling/Freightliner chassis warranty forms and Vector warranty form is located in the General Section. Fill out and send in before unit is put in service.

Continued on Red USB Drive



The USB drive can only be inserted one way. To avoid damaging your computer do not force the USB drive into the computer port.



Refer to back of manual for details on USB drive contents and use.



**Service Parts Pages**  
 Invoice Number: 11073 Serial  
 Number: 09-03V-11678  
 Model: 2112-16 PD

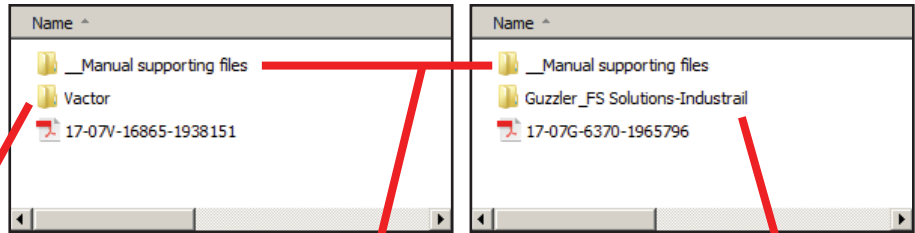
See USB drive (Printed pages optional)



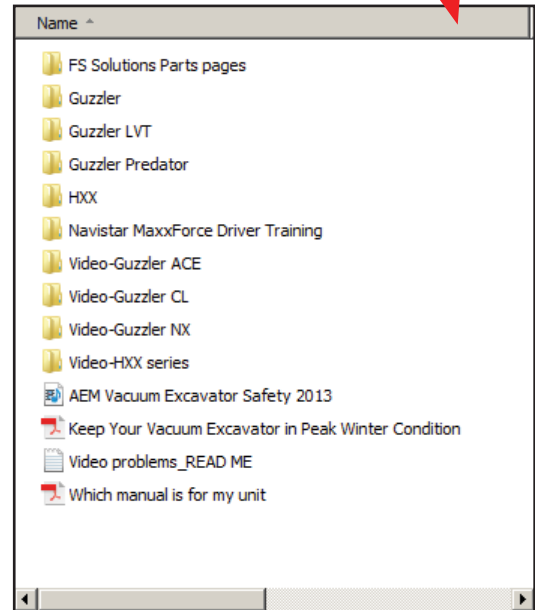
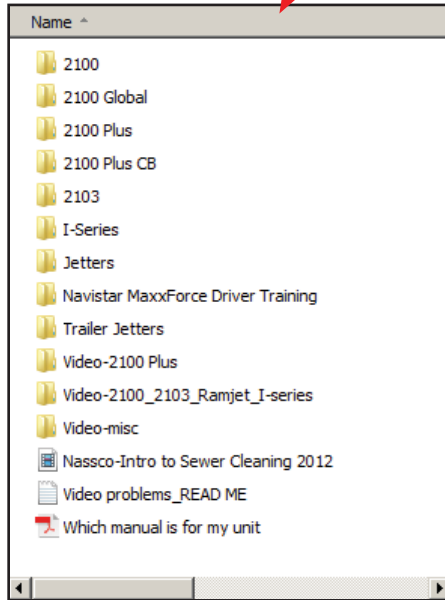
There are two basic USB configurations. One focuses on sewer cleaning and the other on hydro-excavating and industrial units.

When you expand the *\_Manual supporting files* you will see sub-folders with supporting files.

Supporting files are updated routinely and subject to change.

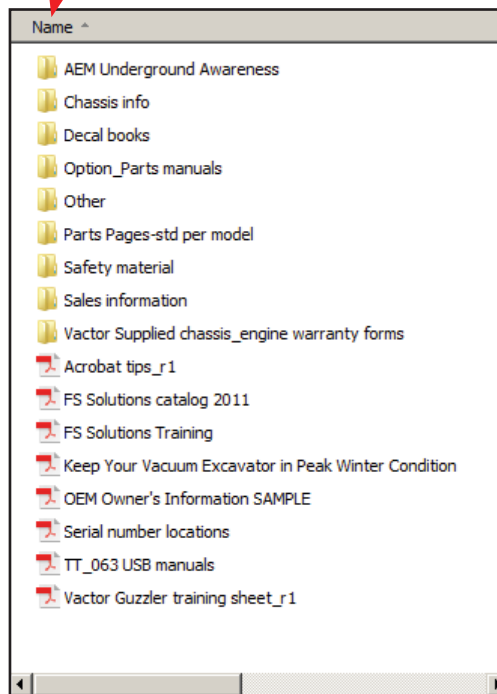


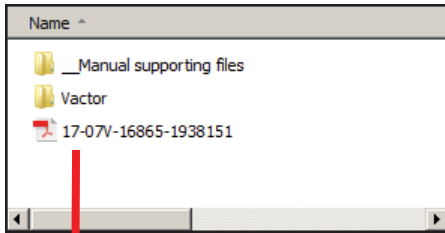
The unit parts pages will be here.



The Vactor/Guzzler USB drive can be used on any computer. The drive contains Adobe Acrobat versions of the unit manuals, part pages, supporting information and video training.

Manual supporting files folder normally contains all the various decal books, option manuals, various parts manuals and sales information.





## USB Drive - Unit Parts Pages

The parts pages Adobe Acrobat PDF file is arranged in the same order as when printed.

- A. Cover page with model and serial number of unit.
- B. Parts common to all models.
- C. Build ticket - included with units built after February 2011.
- D. Common parts across the model line.
- E. Parts specific to model variations as noted.
- F. Parts Index - start of unique parts pages for the unit organized as shown. Note, older units may not be indexed.



PARTS INDEX	
A . . .	WATER SECTION
B . . .	HOSE REEL SECTION
C . . .	HYDRAULIC/PNEUMATIC SECTION
D . . .	ELECTRICAL SECTION
E . . .	P.T.O. SECTION
F . . .	BOOM SECTION
G . . .	DEBRIS BODY SECTION
H . . .	REAR DOOR SECTION
I . . .	AUX. ENGINE / BLOWER SECTION
J . . .	FAN & FAN DUCT / FINAL FILTER & FINAL FILTER DUCT SECTION
K . . .	WATER TANK SECTION
L . . .	OPTIONS SECTION